

Uploading Documents to your Student Account

Office of Clinical Education



Indiana University Health

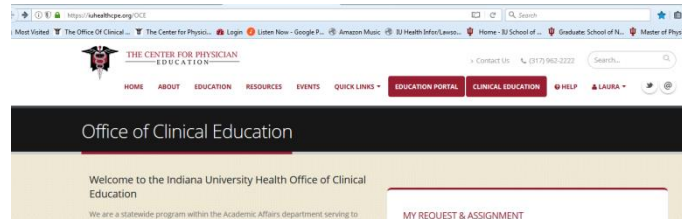
Uploading Documents to your Student Account

Uploading a document, such as a resume or materials for your preceptor may be helpful in securing an IUH preceptor

IU Health leaders and providers will be able to access the documents you upload

1. Sign in to our website: iuhealthcpe.org/OCE

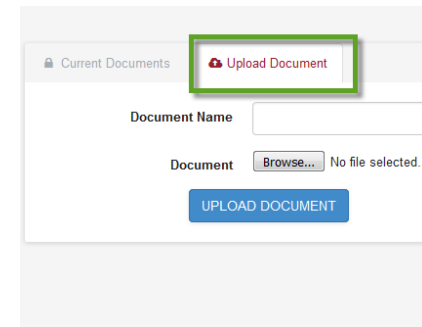
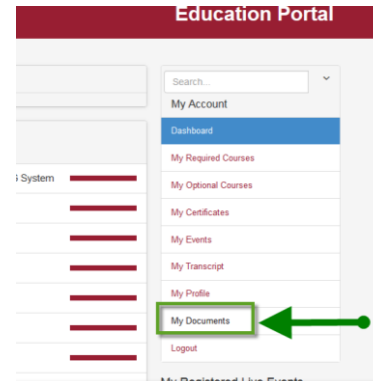
2. Click on Education Portal



3. Click on My Documents on right-hand menu

4. Click on the Upload Document tab and then click Browse to find the location of the file to upload.

5. Once file is selected, click Upload Document



To remove a document:

Click **Current Documents** and the orange "X" to remove the corresponding document.

Remove

